




Where Now for Global Equity Markets?

Five forces defining the equity cycle.

July 2023

KEY INSIGHTS

- Equity markets are already focusing on when monetary tightening will be reversed. History suggests this will only occur when inflation falls sustainably below interest rate levels.
- With the era of stimulus behind us, equity return patterns are likely to differ from the past. This implies the need for breadth, and at times, a contrarian approach.
- Finding companies able to withstand margin pressures and maintain earnings growth through the next stage of the equity cycle will likely be rewarded.



Scott Berg

*Portfolio Manager,
Global Growth Equity Strategy*

Equity markets have performed well this year, but much of the gains have been concentrated in U.S. mega-cap technology stocks. Meanwhile, the U.S. Federal Reserve (Fed) appears determined to stay the course until inflation shows real signs of decline. With the complexity of equity markets reaching new heights, investors are having to deal with a series of extremes that are both unusual, but highly influential. Below, we address five forces that will be key in shaping the next stage of the equity cycle.

1 The End of Stimulus

With the U.S. Federal Reserve and other central banks tightening monetary supply (Figure 1) to deal with the inflationary hangover of the coronavirus pandemic, it is extremely unlikely that we will return to a stimulus-driven world, given the clear risks posed by rising prices. This matters because stimulus

has played such a large part in raising asset prices over the past decade. It also matters because the market is anticipating material interest rate cuts as we move into 2024.

The challenge for central banks is playing out via recent equity market strength. Despite the Fed aggressively trying to suppress inflationary pressures through the removal of stimulus and one of the fastest rate hike cycles in history, there is so much money in the global economy that there remains ample liquidity to create asset price inflation. The level of policy aggression has set the scene for risk events to emerge, such as the recent U.S. banking collapses. But, despite a decelerating economy and worries over credit risk, we have seen investor bullishness replace extreme bearishness in a very short space of time. Regardless of the risks of rapid liquidity withdrawal, the Fed appears committed to deflating the economy.

Equity markets have performed well this year, but much of the gains have been concentrated in U.S. mega-cap technology stocks.

Five Forces Defining the Global Equity Cycle

Investors are having to deal with a series of extremes



End of Stimulus



Economic Deceleration



Falling Earnings



Artificial Intelligence



Deglobalization/Onshoring



For illustrative purposes only.
Source: T. Rowe Price.

Its ability to manage inflation down in a smooth fashion may be tested in the next stage of the cycle, however.

2 Economic Deceleration and a Hard or Soft Landing

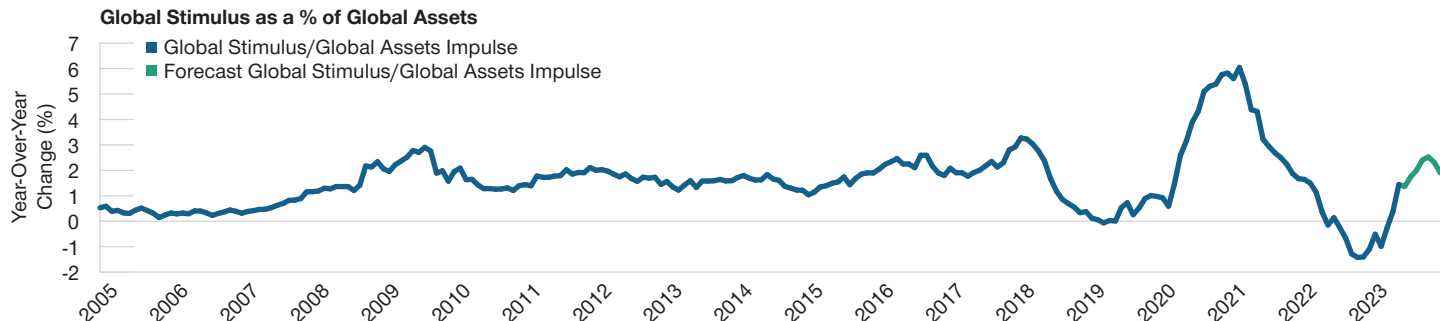
One unusual feature in this market cycle has been the lack of synchronicity. Monetary policy tightening “normally” forces a deceleration in investment, spending, and hiring in unison, with the overall effect being

broad-based deflation. However, in this cycle, wages have continued to rise and consumption trends have remained solid, even as the economy decelerates.

Separately, we haven’t seen any meaningful credit cycle, and while there are some small signs that unemployment is on the rise, corporate sentiment remains relatively robust given the strength of balance sheets entering the tightening cycle.

Dramatic Decrease in Stimulus

(Fig. 1) Stimulus is back on a downward path after the recent U.S. banking crisis



As of May 31, 2023.

Global Assets Impulse = Global central bank and fiscal liquidity injections divided by the Total size of global financial markets.

There is no guarantee that any forecasts made will come to pass. Actual results may vary.

Sources: Bloomberg Index Services Limited, Bloomberg Finance L.P., U.S. Federal Reserve, U.S. Department of the Treasury, European Central Bank, Bank of Japan, and Bank of International Settlements. Data analysis by T. Rowe Price.

“While the consequences of driving down inflation will potentially lead to lower economic growth, this has clearly become the Fed’s most favored option....”

This means we have a labor market that is remarkably tight, despite the Fed trying to induce higher unemployment. This lack of synchronicity is partly the reason why the U.S. economy is faring so well in the face of such aggressive monetary tightening. But this may mean more inflation—or at least more sticky inflation—as we move through the coming quarters.

While the consequences of driving down inflation will potentially lead to lower economic growth (Figure 2), this has clearly become the Fed’s most favored option when choosing between the “rock” and the “hard place.” However, the softness at which the landing is taking place, thus far, is acting as a soother for equity markets.

3 Deglobalization and the China-U.S. Decoupling

The era of peak market liberalization and globalization is now firmly behind us, with consequences for productivity, inflation, and economic redistribution in the coming decade. What has become clear in recent years is how the U.S. and China are decoupling on economic and political levels. This implies more domestic investment as both parties try to build independent supply chains that were previously interlinked. This will take time, but the U.S. Inflation Reduction Act will help to incentivize domestic investment, helping to create more independence from China.

However, the U.S. cannot decouple immediately given the time horizon to build capability and because unemployment remains so low in the U.S., creating a challenge of capacity and inflation management. But we believe the U.S. government is serious about building the required infrastructure to create independence from China, and that is why being on the right side of this change at a stock-specific level will be important.

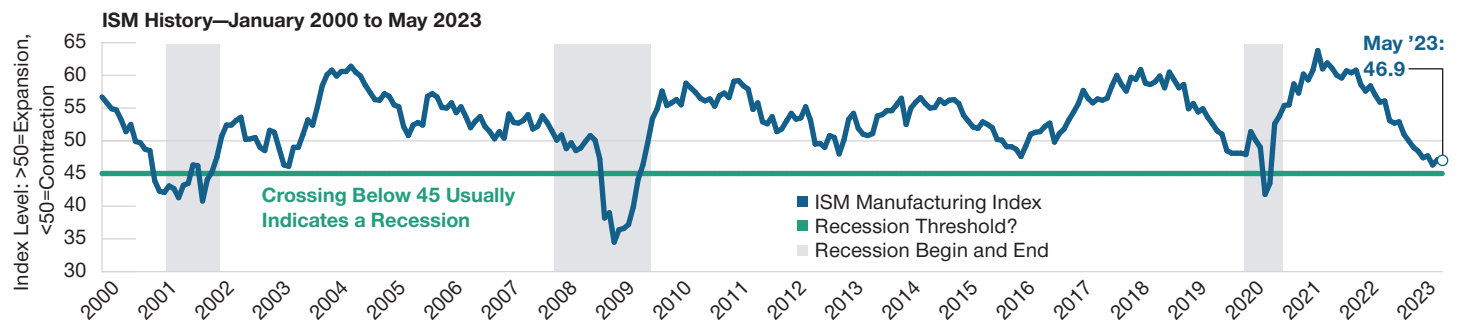
Our view on China remains that the market is investible, but that selectivity will be key given the shift toward more centralized policymaking. Greater political intervention implies a changed environment both for investment flows and for the freedom of wealth creation. This will undoubtedly influence risk premia.

4 Artificial Intelligence and Being on the Right Side of the Investment Cycle

No investment perspective is complete without reference to artificial intelligence (AI), especially how influential the theme has been for equity markets so far this year. We believe we are only in the early stages of an investment cycle, with recent quarterly results from companies like NVIDIA indicating that AI is attracting large-scale investment as well as competition for investment. This brings tremendous opportunity, but also

Will We Have a Soft or Hard Economic Landing?

(Fig. 2) U.S. economic growth is fading



As of May 31, 2023.

Sources: Institute for Supply Management/Haver Analytics and J.P. Morgan/IHS Markit (see Additional Disclosure).

“[AI] brings tremendous opportunity, but also thought regarding the durability and valuation for those investing and benefiting from this investment cycle.”

thought regarding the durability and valuation for those investing and benefiting from this investment cycle.

Uses for AI are broad-based, with its influence spanning software development, semiconductor and data center enablement, and cybersecurity in information technology to name but a few. Education, media development, fuel efficiency, fintech and financial data provision, and medicine are all potential sources of impact for AI, based on a world where more data is now created per hour than in an entire year two decades ago, but where only 1% of global data is captured, stored, and used. AI is set to change this capture rate dramatically.

What is clear, however, is that it will be important to position for the right side of the AI cycle, given the magnitude of spending occurring at a time when many corporate margins are compressing. This is a short-term consideration with longer-term analysis centering on which businesses may be disrupted or adopted en masse as user experience rapidly changes.

While this theme will be long-lived and evolutionary, we are comfortable with our exposure, which is currently

centered on the enablers of AI, where ongoing cyclical pressures in traditional business lines create opportunities to access AI-driven growth at reasonable valuations.

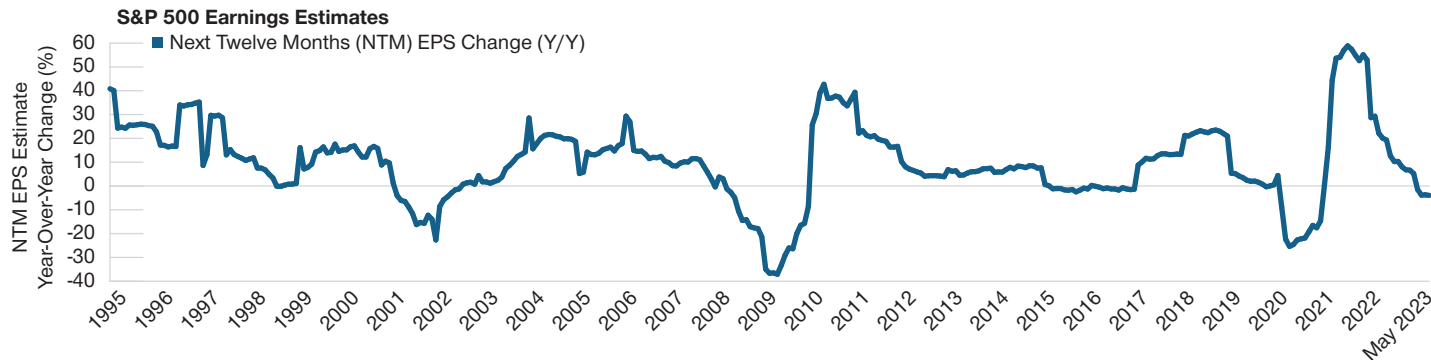
5 End of the Goldilocks Era for Corporate Profits

The above forces are symptomatic of an unusual cycle where the echoes of the global financial crisis (GFC) are still present. Rapid technological change, COVID, and geopolitical conflict are creating the setup for a bumpy ride going forward, where grinding out returns will be important. We believe markets will increasingly reward those companies that can withstand an economic decline and maintain or expand profit margins.

With the era of low interest rates, low taxes, low wage growth, cheap commodity prices, easy technological gains, and deflationary globalization now passed, this will have implications for profit margins for all companies (Figure 3). While the first half of 2023 has somewhat hidden this theme, as mega-cap technology companies have exerted a strong influence on equity returns, this narrowness will inevitably fade to create greater market breadth.

New Environment Has Implications for Company Earnings

(Fig. 3) Corporate earnings expectations are falling sharply



As of May 31, 2023.

For illustrative purposes only. There can be no assurance that the estimates will be achieved or sustained. Actual results may vary.

Sources: J.P. Morgan/IHS Markit, and Bloomberg Finance L.P. (see Additional Disclosure). Data analysis by T. Rowe Price.

“...the future implies more of a focus on stock specifics and on companies that can grow and compound their earnings through a fundamentally changed cycle.”

Finding the Best Way Forward

While the past three years have been dominated by the swinging pendulum between growth and value stocks, we believe the future implies more of a focus on stock specifics and on companies that can grow and compound their earnings through a fundamentally changed cycle. We believe the era of stimulus, consistently expanding multiples, and

a repeat of post-GFC equity return patterns are largely behind us. This implies breadth in portfolios and risk management and the readiness to increase equity exposure when risk events happen and when contrarian opportunities present themselves. Our job is to identify which companies will thrive through the next stages of the equity cycle.

The specific securities identified and described are for informational purposes only and do not represent recommendations.

INVEST WITH CONFIDENCESM

T. Rowe Price focuses on delivering investment management excellence that investors can rely on—now and over the long term.

T.RowePrice[®]

Additional Disclosure

Information has been obtained from sources believed to be reliable but J.P. Morgan does not warrant its completeness or accuracy. The index is used with permission. The Index may not be copied, used, or distributed without J.P. Morgan's prior written approval. Copyright © 2023, J.P. Morgan Chase & Co. All rights reserved.

Important Information

This material is being furnished for general informational and/or marketing purposes only. The material does not constitute or undertake to give advice of any nature, including fiduciary investment advice, nor is it intended to serve as the primary basis for an investment decision. Prospective investors are recommended to seek independent legal, financial and tax advice before making any investment decision. T. Rowe Price group of companies including T. Rowe Price Associates, Inc. and/or its affiliates receive revenue from T. Rowe Price investment products and services. **Past performance is not a reliable indicator of future performance.** The value of an investment and any income from it can go down as well as up. Investors may get back less than the amount invested.

The material does not constitute a distribution, an offer, an invitation, a personal or general recommendation or solicitation to sell or buy any securities in any jurisdiction or to conduct any particular investment activity. The material has not been reviewed by any regulatory authority in any jurisdiction.

Information and opinions presented have been obtained or derived from sources believed to be reliable and current; however, we cannot guarantee the sources' accuracy or completeness. There is no guarantee that any forecasts made will come to pass. The views contained herein are as of the date written and are subject to change without notice; these views may differ from those of other T. Rowe Price group companies and/or associates. Under no circumstances should the material, in whole or in part, be copied or redistributed without consent from T. Rowe Price.

The material is not intended for use by persons in jurisdictions which prohibit or restrict the distribution of the material and in certain countries the material is provided upon specific request. It is not intended for distribution to retail investors in any jurisdiction.

DISCLOSURE CONTINUES ON THE FOLLOWING PAGE.

Important Information (cont.)

Australia—Issued by T. Rowe Price Australia Limited (ABN: 13 620 668 895 and AFSL: 503741), Level 28, Governor Phillip Tower, 1 Farrer Place, Sydney NSW 2000, Australia. For Wholesale Clients only.

Brunei—This material can only be delivered to certain specific institutional investors for informational purpose only. Any strategy and/or any products associated with the strategy discussed herein has not been authorised for distribution in Brunei. No distribution of this material to any member of the public in Brunei is permitted.

Canada—Issued in Canada by T. Rowe Price (Canada), Inc. T. Rowe Price (Canada), Inc.'s investment management services are only available to Accredited Investors as defined under National Instrument 45-106. T. Rowe Price (Canada), Inc. enters into written delegation agreements with affiliates to provide investment management services.

DIFC—Issued in the Dubai International Financial Centre by T. Rowe Price International Ltd which is regulated by the Dubai Financial Services Authority as a Representative Office. For Professional Clients only.

EEA—Unless indicated otherwise this material is issued and approved by T. Rowe Price (Luxembourg) Management S.à r.l. 35 Boulevard du Prince Henri L-1724 Luxembourg which is authorised and regulated by the Luxembourg Commission de Surveillance du Secteur Financier. For Professional Clients only.

Hong Kong—Issued in Hong Kong by T. Rowe Price Hong Kong Limited, 6/F, Chater House, 8 Connaught Road Central, Hong Kong. T. Rowe Price Hong Kong Limited is licensed and regulated by the Securities & Futures Commission. For Professional Investors only.

Indonesia—This material is intended to be used only by the designated recipient to whom T. Rowe Price delivered; it is for institutional use only. Under no circumstances should the material, in whole or in part, be copied, redistributed or shared, in any medium, without prior written consent from T. Rowe Price. No distribution of this material to members of the public in any jurisdiction is permitted.

Korea—This material is intended only to Qualified Professional Investors. Not for further distribution.

Mainland China—This material is provided to qualified investors only. No invitation to offer, or offer for, or sale of, the shares will be made in the mainland of the People's Republic of China ("Mainland China", not including the Hong Kong or Macau Special Administrative Regions or Taiwan) or by any means that would be deemed public under the laws of the Mainland China. The information relating to the strategy contained in this material has not been submitted to or approved by the China Securities Regulatory Commission or any other relevant governmental authority in the Mainland China. The strategy and/or any product associated with the strategy may only be offered or sold to investors in the Mainland China that are expressly authorized under the laws and regulations of the Mainland China to buy and sell securities denominated in a currency other than the Renminbi (or RMB), which is the official currency of the Mainland China. Potential investors who are resident in the Mainland China are responsible for obtaining the required approvals from all relevant government authorities in the Mainland China, including, but not limited to, the State Administration of Foreign Exchange, before purchasing the shares. This document further does not constitute any securities or investment advice to citizens of the Mainland China, or nationals with permanent residence in the Mainland China, or to any corporation, partnership, or other entity incorporated or established in the Mainland China.

Malaysia—This material can only be delivered to specific institutional investor. This material is solely for institutional use and for informational purposes only. This material does not provide investment advice or an offering to make, or an inducement or attempted inducement of any person to enter into or to offer to enter into, an agreement for or with a view to acquiring, disposing of, subscribing for or underwriting securities. Nothing in this material shall be considered a making available of, solicitation to buy, an offering for subscription or purchase or an invitation to subscribe for or purchase any securities, or any other product or service, to any person in any jurisdiction where such offer, solicitation, purchase or sale would be unlawful under the laws of Malaysia.

New Zealand—Issued by T. Rowe Price Australia Limited (ABN: 13 620 668 895 and AFSL: 503741), Level 28, Governor Phillip Tower, 1 Farrer Place, Sydney NSW 2000, Australia. No Interests are offered to the public. Accordingly, the Interests may not, directly or indirectly, be offered, sold or delivered in New Zealand, nor may any offering document or advertisement in relation to any offer of the Interests be distributed in New Zealand, other than in circumstances where there is no contravention of the Financial Markets Conduct Act 2013.

Philippines—ANY STRATEGY AND/ OR ANY SECURITIES ASSOCIATED WITH THE STRATEGY BEING DISCUSSED HEREIN HAVE NOT BEEN REGISTERED WITH THE SECURITIES AND EXCHANGE COMMISSION UNDER THE SECURITIES REGULATION CODE. ANY FUTURE OFFER OR SALE OF THE STRATEGY AND/ OR ANY SECURITIES IS SUBJECT TO REGISTRATION REQUIREMENTS UNDER THE CODE, UNLESS SUCH OFFER OR SALE QUALIFIES AS AN EXEMPT TRANSACTION.

Singapore—Issued by T. Rowe Price Singapore Private Ltd. (UEN: 201021137E), 501 Orchard Rd, #10-02 Wheelock Place, Singapore 238880. T. Rowe Price Singapore Private Ltd. is licensed and regulated by the Monetary Authority of Singapore. For Institutional and Accredited Investors only.

South Africa—Issued in South Africa by T. Rowe Price International Ltd (TRPIL), 60 Queen Victoria Street, London, EC4N 4TZ, is an authorised financial services provider under the Financial Advisory and Intermediary Services Act, 2002 (Financial Services Provider (FSP) Licence Number 31935), authorised to provide "intermediary services" to South African Investors. TRPIL's Complaint Handling Procedures are available to clients upon request. The Financial Advisory and Intermediary Services Act Ombud in South Africa deals with complaints from clients against FSPs in relation to the specific services rendered by FSPs. The contact details are noted below: Telephone: +27 12 762 5000, Web: www.faisombud.co.za, Email: info@faisombud.co.za

Switzerland—Issued in Switzerland by T. Rowe Price (Switzerland) GmbH, Talstrasse 65, 6th Floor, 8001 Zurich, Switzerland. For Qualified Investors only.

Taiwan—This does not provide investment advice or recommendations. Nothing in this material shall be considered a solicitation to buy, or an offer to sell, a security, or any other product or service, to any person in the Republic of China.

Thailand—This material has not been and will not be filed with or approved by the Securities Exchange Commission of Thailand or any other regulatory authority in Thailand. The material is provided solely to "institutional investors" as defined under relevant Thai laws and regulations. No distribution of this material to any member of the public in Thailand is permitted. Nothing in this material shall be considered a provision of service, or a solicitation to buy, or an offer to sell, a security, or any other product or service, to any person where such provision, offer, solicitation, purchase or sale would be unlawful under relevant Thai laws and regulations.

UK—This material is issued and approved by T. Rowe Price International Ltd, 60 Queen Victoria Street, London, EC4N 4TZ which is authorised and regulated by the UK Financial Conduct Authority. For Professional Clients only.

USA—Issued in the USA by T. Rowe Price Associates, Inc., 100 East Pratt Street, Baltimore, MD, 21202, which is regulated by the U.S. Securities and Exchange Commission. For Institutional Investors only.

© 2023 T. Rowe Price. All Rights Reserved. T. ROWE PRICE, INVEST WITH CONFIDENCE, and the Bighorn Sheep design are, collectively and/or apart, trademarks of T. Rowe Price Group, Inc.